


3M™ Pak 100 Wiremount Socket

.100" × .100" Two Row for .100" Pitch Notched Flat Cable or Discrete Wire CHG Series



- Two row, side-to-side stackable
- Mates to 3M two row pin strip headers
- 14 standard sizes, 6-72 positions
- Twin slot IDC provides four points of contact
- Exclusive L/H 4-wipe contact
- 3435-0 keying plug is optional - order separately
- RoHS* compliant

Date Modified: February 2, 2005

TS-0191-15
Sheet 1 of 2

Physical

Insulation

Material: Glass Filled Polyester (PBT)

Flammability: UL 94V-0

Color: Gray

Contact

Material: Copper Alloy

Plating:

Option P

First Wipe Area: 30 μ" [0.76 μm] Gold - MIL-G-45204, Type II, Grade C

Second Wipe Area,

Underplating and U-Slot: 100 μ" [2.54 μm] Nickel - QQ-N-290, Class 2

Wire Accommodation: See Ordering Information for Options

Marking: 3M Logo and Orientation Triangle

Electrical

Current Rating: 22-24 AWG: 2 A; 26-28 AWG: 1.5 A

Insulation Resistance: $> 1 \times 10^9 \Omega$ at 500 VDC

Withstanding Voltage: 1000 Vrms at Sea Level

Environmental

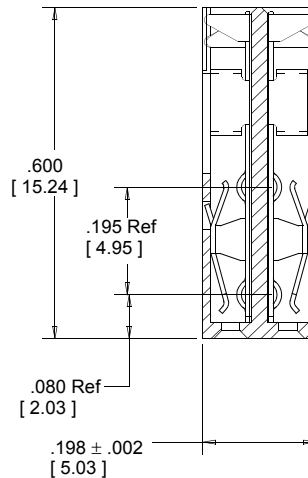
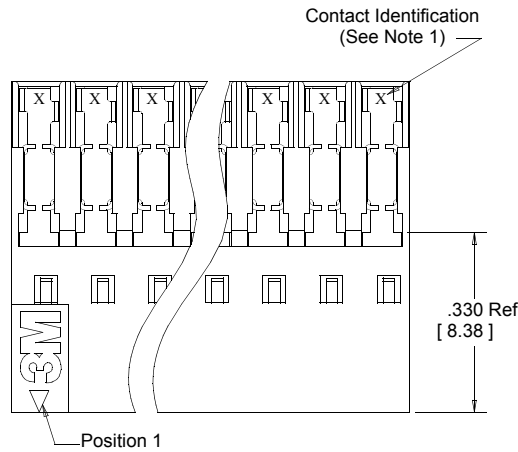
Temperature Rating: -55°C to +105°C

UL File No.: E68080

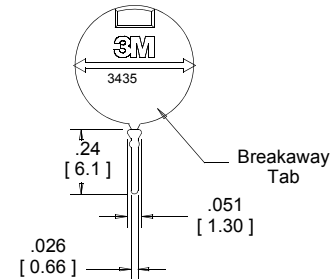

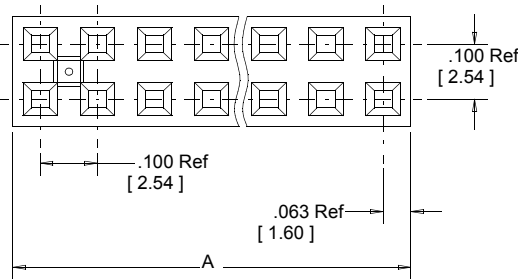
*RoHS = Directive 2002/95/EC,
Restriction of the Use of Certain Hazardous Substances in Electrical and Electronic Equipment

3M™ Pak 100 Wiremount Socket

.100" × .100" Two Row for .100" Pitch Notched Flat Cable or Discrete Wire CHG Series



Contact Quantity	Dimension A ± .006 [± 0.15]
06	0.325 [8.26]
08	0.425 [10.80]
10	0.525 [13.34]
14	0.725 [18.42]
16	0.825 [20.96]
20	1.025 [26.04]
26	1.325 [33.66]
30	1.525 [38.74]
34	1.725 [43.82]
40	2.025 [51.44]
46	2.325 [59.06]
50	2.525 [64.14]
60	3.025 [76.84]
72	3.625 [92.08]



Inch
[mm]

Tolerance Unless Noted			
	.0	.00	.000
inch	±.1	±.01	±.005

[] Dimensions for Reference Only

3435-0 Keying Plug
(Optional)

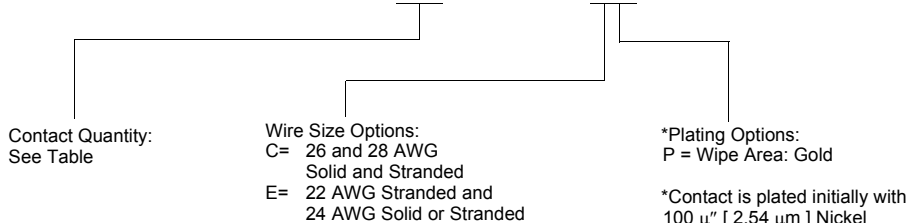
Notes:

- Contact Wire size Identification:
"6" - 26 and 28 AWG
"2" - 22 and 24 AWG
- Insulation O.D. = .054 [1.37] Max
- Recommended to be mated to a .100" x .100" Pin Strip Header with either a .235" [5.97] or a .318" [8.08] mating pin length: 929 Series, 2400 Series and 2300 Series.
- Other sizes, polarizations and plating options are available as a special order. Higher minimum quantities and lead times will apply.



Ordering Information

CHG-20XX-001010-KXX



Application Tools: For discrete wire: 3586-12 Pistol Grip and 3624-41 Assembly.
For notched flat cable: 3335 Press (or equivalent), 3739-CHGA Locator Plate.

TS-0191-15
Sheet 2 of 2

Important Notice

All statements, technical information, and recommendations related to 3M's products are based on information believed to be reliable, but the accuracy or completeness is not guaranteed. Before using this product, you must evaluate it and determine if it is suitable for your intended application. You assume all risks and liability associated with such use. Any statements related to the product which are not contained in 3M's current publications, or any contrary statements contained on your purchase order shall have no force or effect unless expressly agreed upon, in writing, by an authorized officer of 3M.

Warranty; Limited Remedy; Limited Liability.

This product will be free from defects in material and manufacture for a period of 1 year from the time of purchase. **3M MAKES NO OTHER WARRANTIES INCLUDING, BUT NOT LIMITED TO, ANY IMPLIED WARRANTY OF MERCHANTABILITY OR FITNESS FOR A PARTICULAR PURPOSE.** If this product is defective within the warranty period stated above, your exclusive remedy shall be, at 3M's option, to replace or repair the 3M product or refund the purchase price of the 3M product. **Except where prohibited by law, 3M will not be liable for any indirect, special, incidental or consequential loss or damage arising from this 3M product, regardless of the legal theory asserted.**

3M

Electronic Solutions Division

6801 River Place Blvd.
Austin, TX 78726-9000
www.3M.com/esd



Minimum 10%
Post-consumer Fiber

Printed in USA.

© 3M 2005